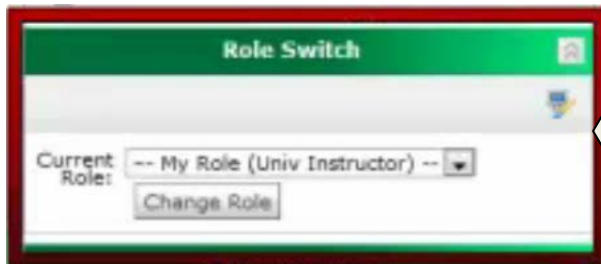
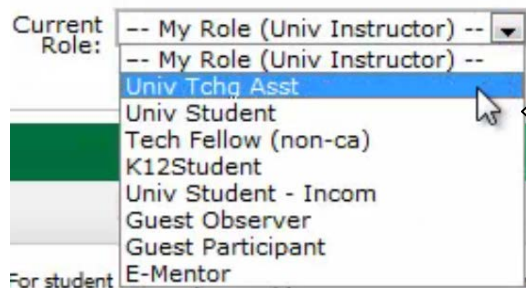


Changing Roles

In this tutorial we will learn how to change our role to a university student. This is useful to ensure that students will see everything the way you want them to see it.



1. To do this, first go to the role switch box on the right hand side of the screen.

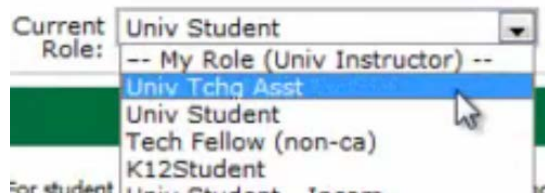


2. Then use the drop down arrow to select university student.



3. Click change role.

Now the screen will reload and you will see everything from the student's perspective.



4. In order to change your role back come back to course home and change your role to university instructor



5. and click change role.

In this tutorial we learned how to change your role to a university student.