




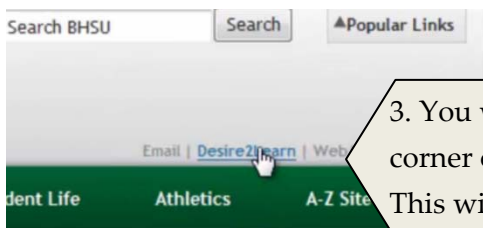
Introduction to D2L

This tutorial will show you how to access the Desire2Learn website as well as provide you with some basic information on what D2L is and the ways you can use it. Desire2Learn, which is commonly referred to as D2L, is a course management system used for online courses and as a supplement for classes held on campus. It acts as a way for instructors and students to interact with each other outside the classroom. It provides an easy way for faculty to create a staff website, cut down on printing costs, and facilitate communications between instructors and students. Through D2L you will be able to access syllabi, readings, multi-media files, electronic drop box assignments, online quizzes, email, grades, student progress reports, projects file and more, at any time and from anywhere.

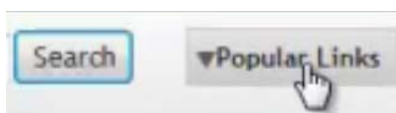
1. There are three ways to get to the D2L website, but first you must be online. The recommended browsers for D2L are internet Explorer and Mozilla Firefox.




2. Go to the BHSU website. (<http://www.bhsu.edu>)



3. You will find a link to D2L on the taskbar in the upper right corner of the BHSU homepage. Click the Desire2Learn link. This will take you to the D2L Log-In page.



4. You can also find a link to D2L in the Popular Links tab in the top-right corner.



5. D2L is the third link from the left in the drop-down menu.



https://d2l.sdbor.edu

6. The final way you can access D2L is by going to D2L's own web address: (http://d2l.sdbor.edu.)

Login

[I'm new to D2L](#)

[What is my password?](#)

Username:

7. To log-in, type in your provided username and password.

Password:

8. Remember that passwords are case sensitive. Once logged in, you may change your password at any time (which you will learn in a later tutorial).

Please note your password is case sensitive.

Login

9. After putting in your username and password, click the Log-in tab located at the bottom of the Log-in box.



Welcome Box



Welcome,
Stephen Klopfenstein

- [Preferences](#)
- [Homepage](#)
- [Profile](#)
- [Locker](#)

10. This will bring you to the D2L My Home page, where you can navigate between courses, check your email, or change your settings. Each section will be covered more thoroughly in later tutorials.

In this tutorial you have learned about D2L and how to log-in.

Events

Today

No events

Tomorrow

No events

Upcoming

No events