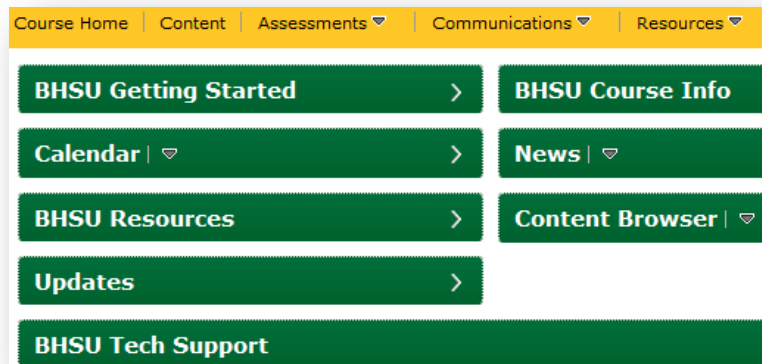


## Course Home Page

- This tutorial will provide you with information about the Course Home Page.
- After you have selected a course, using either the drop down list from the navigation bar or from My Courses, a separate home page will appear for the selected course.



- This page much like the My Home page displays widgets. In this tutorial we see 6 widgets.

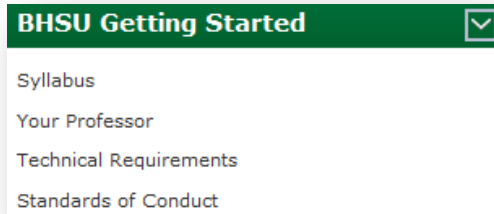


- BHSU Getting Started
- BHSU Course Info
- Calendar
- News
- Updates
- BHSU Tech Support

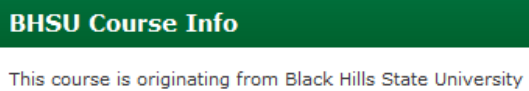


## Course Home Page

- Within BHSU Getting Started, there can be a variety of information depending on the course. Examples of the information that might be displayed would be the Syllabus, Your Professor, Technical Requirements, and Standards of Conduct.



- BHSU Course Information will display information regarding this course.



- The News widget on a course homepage is different than the News widget on the My Home page. This News widget will provide you with course specific information.



- The Calendar and Updates widgets will display the appropriate information regarding this specific course.
- The BHSU Tech Support widget displays the contact information for BHSU Tech Support.

